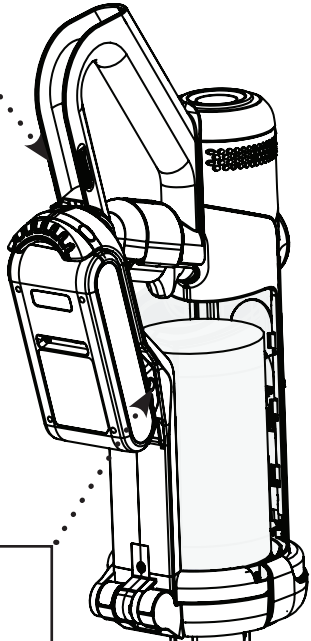
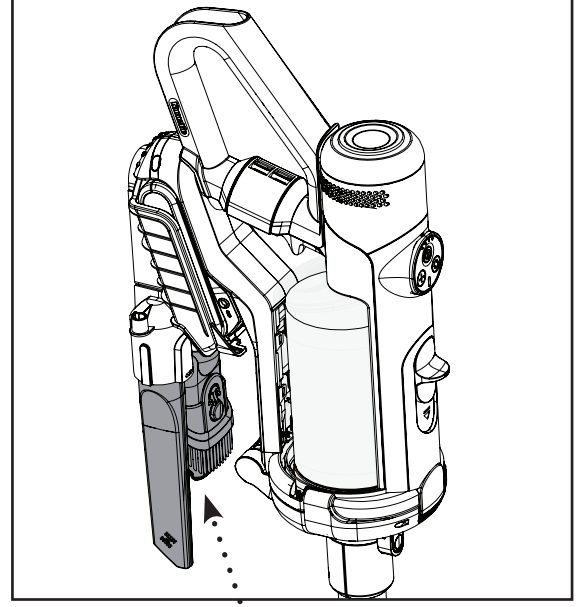
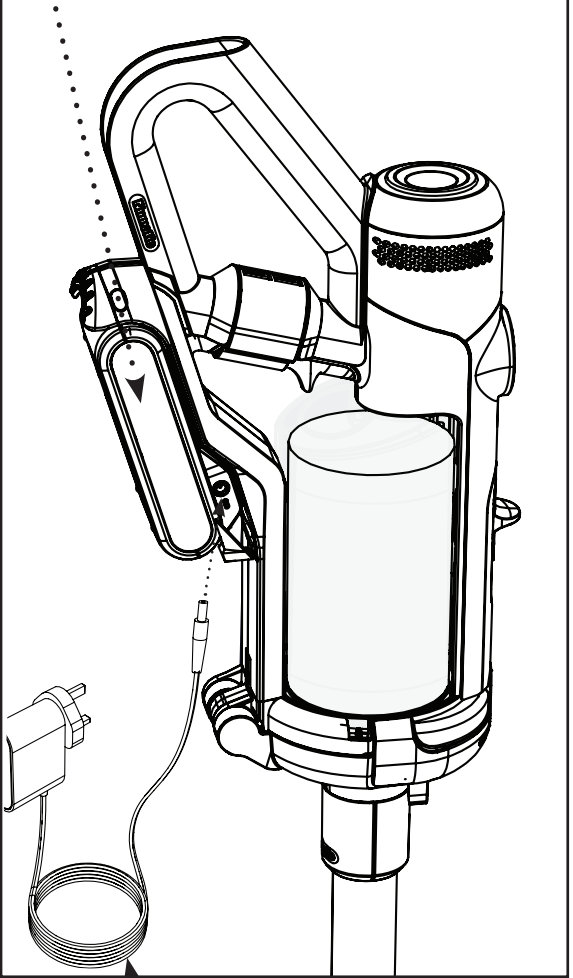


10

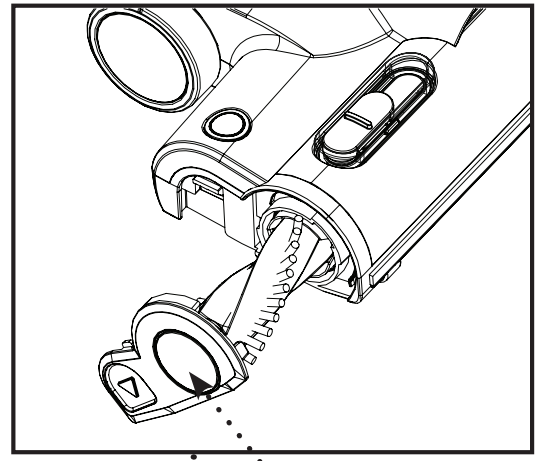
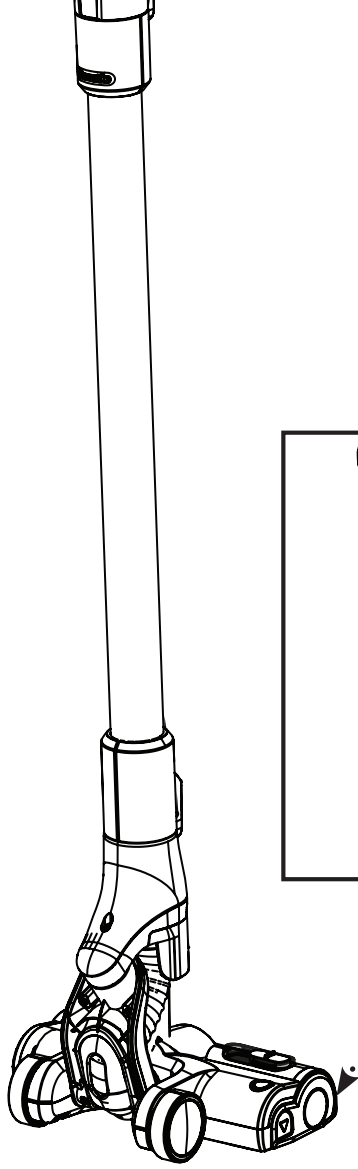


8


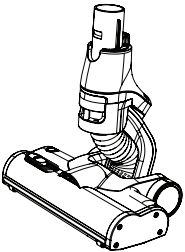
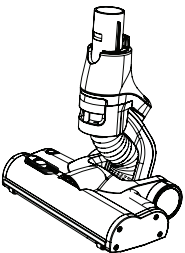


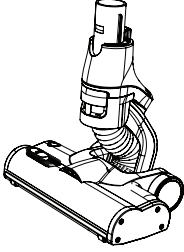



9



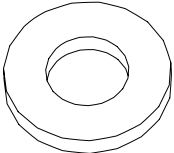
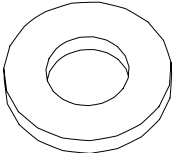
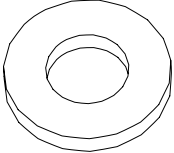
7

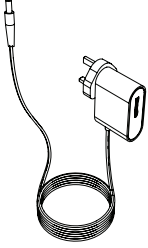
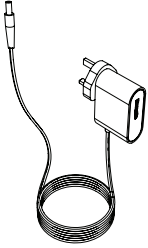
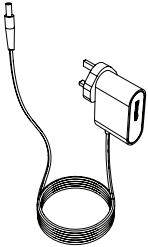
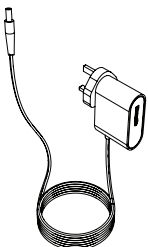
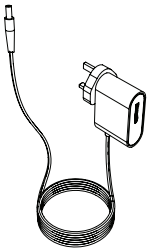


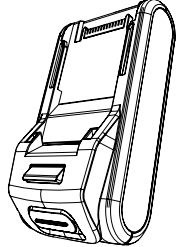
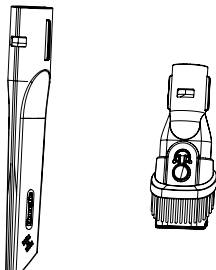
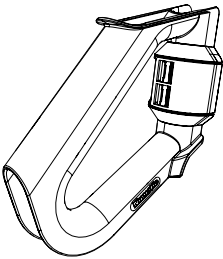
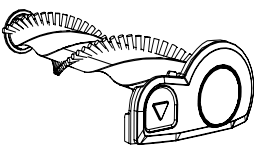
11

Item Number	Image Reference	Item Description	Part Number	Item Quantity
1		Stick Vac Pods (Pack of 10)	914592	1
1		Stick Vac Pods (WW) (Pack of 10)	915269	1
2		Henry Floor Tool (Red)	914303	1
2		Hetty Floor Tool (Pink)	914305	1
2		Henry Floor Tool (Graphite)	914746	1

Item Number	Image Reference	Item Description	Part Number	Item Quantity
2		NQ 100 Floor Tool (Graphite)	914744	1
3		Henry Wand (Red)	915354	1
3		Hetty Wand (Pink)	915355	1
3		Henry/ NQ 100 Wand (Graphite)	915356	1

Item Number	Image Reference	Item Description	Part Number	Item Quantity
4		Wall Mount	915351	1
5		Scent Pod Cap	915357	1
6		Rose Scent Pods (Pack of 10)	915674	1
6		Vanilla Scent Pods (Pack of 10)	914593	1
6		Passionfruit Scent Pods (Pack of 10)	915350	1

Item Number	Image Reference	Item Description	Part Number	Item Quantity
7		Battery Charger (UK Plug)	915242	1
7		Battery Charger (Euro Plug)	915243	1
7		Battery Charger (CAN/USA Plug)	915244	1
7		Battery Charger (Japanese Plug)	915245	1
7		Battery Charger (AUS/NZ Plug)	915246	1

Item Number	Image Reference	Item Description	Part Number	Item Quantity
8		Spare Battery.25.2V	915170	1
9		Crevice & Combi Tool Pack	915352	1
10		Extension Handle	915353	1
11		Brushbar Including Cap	915358	1



UK



Any maintenance operation is to be carried out in a safe environment
All electrical work is to be carried out by a competent person
Move tank assembly
Retain all nuts, screws and washers for refitting (if applicable)



DE



Sämtliche Wartungsarbeiten sind in einer sicheren Umgebung durchzuführen
Alle Elektroarbeiten sind durch eine entsprechend befähigte Person durchzuführen
Bewahren Sie alle Muttern, Schrauben und Unterlegscheiben zum Wiedereinbau sicher auf (falls zutreffend)



ES



Toda operación de mantenimiento debe realizarse en un entorno seguro
Todo trabajo eléctrico debe ser realizado por una persona competente
Mover el conjunto de depósito
Guardar todas las tuercas, tornillos y arandelas para volver a colocarlos (si corresponde)



FI



Kaikki huoltotoimenpiteet on suoritettava turvallisessa ympäristössä
Ammattitaitoisen henkilön on tehtävä kaikki sähkötyöt
Siirrä säiliöyksikkö
Säilytä kaikki mutterit, ruuvit ja prikat asennusta varten (jos käyttökelpoisia)



FR



Toute opération d'entretien doit être effectuée dans un environnement sécurisé
Tous travaux électriques doivent être assurés par du personnel qualifié uniquement
Déplacez l'ensemble réservoir
Conservez tous les écrous, vis et rondelles en vue d'un (éventuel) remplacement



IT




Tutti gli interventi di manutenzione devono essere effettuati in un ambiente sicuro
Tutti gli interventi elettrici devono essere effettuati da personale competente
Spostamento del gruppo serbatoio
Conservare tutti i dadi, le viti e le rondelle per il rimontaggio (se applicabile)



NL



Alle onderhoudswerkzaamheden moeten worden uitgevoerd in een veilige omgeving
Alle elektrische werkzaamheden moeten worden uitgevoerd door een bevoegd persoon
Verplaats de hoofdtank
Bewaar alle moeren, schroeven en sluitringen voor hermontage (indien van toepassing)



PL



Wszystkie czynności konserwacyjne należy wykonywać w bezpiecznym środowisku
Wszelkie prace elektryczne powinna wykonywać osoba kompetentna
Przesunąć zespół zbiornika
Zachować wszystkie nakrętki, śruby i podkładki do ponownego montażu (jeżeli dotyczy)



PT



Qualquer operação de manutenção deve realizar-se num ambiente seguro
Todo o trabalho elétrico deve ser realizado por um técnico qualificado
Mover o depósito principal
Guardar todas as porcas, parafusos e anilhas para reinstalar (se aplicável)



SV



Alla former av underhåll ska utföras i en säker miljö
Allt elektriskt arbete ska utföras av en behörig person
Flytta tankenheten
Behåll alla muttrar, skruvar och brickor för reparation (om det är tillämpligt)

